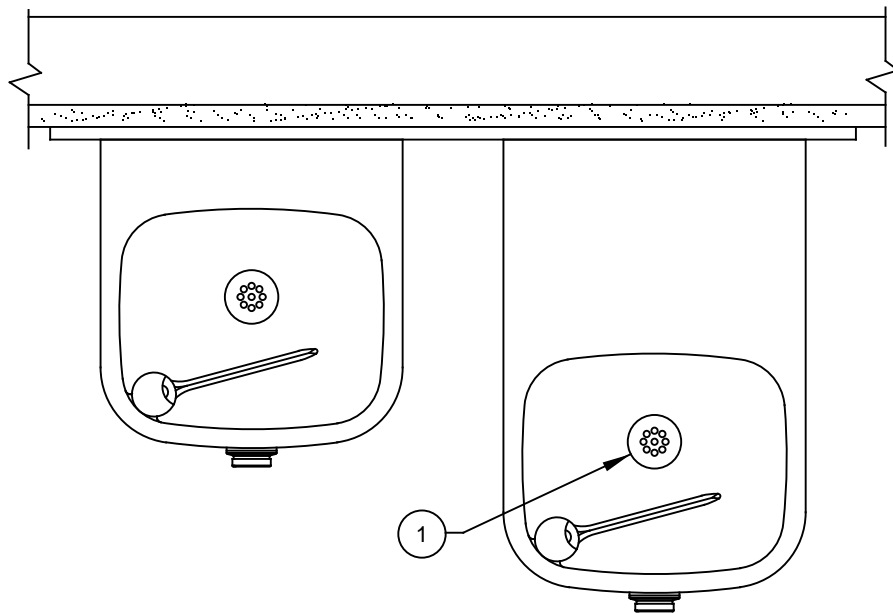


ITEM	DESCRIPTION	1119.14
1	STRAINER, WASTE ASSY	6462
2	BUTTON, PUSH, FLANGED, PCP W/ VALVE	5874PBF
3	VALVE REPAIR KIT	VRK5874
4	PUSH BUTTON ASSY, FLANGED, PCP	PBA6
5	BUBBLER HEAD ASSY, PCP	5703M
6	PLATE, BOTTOM	PBM1105
7	PLATE, BOTTOM	PBM1109
8	TRAP	0005982900
9	BACK PANEL	0004023580
* 10	PLATE, MOUNTING	6700.4

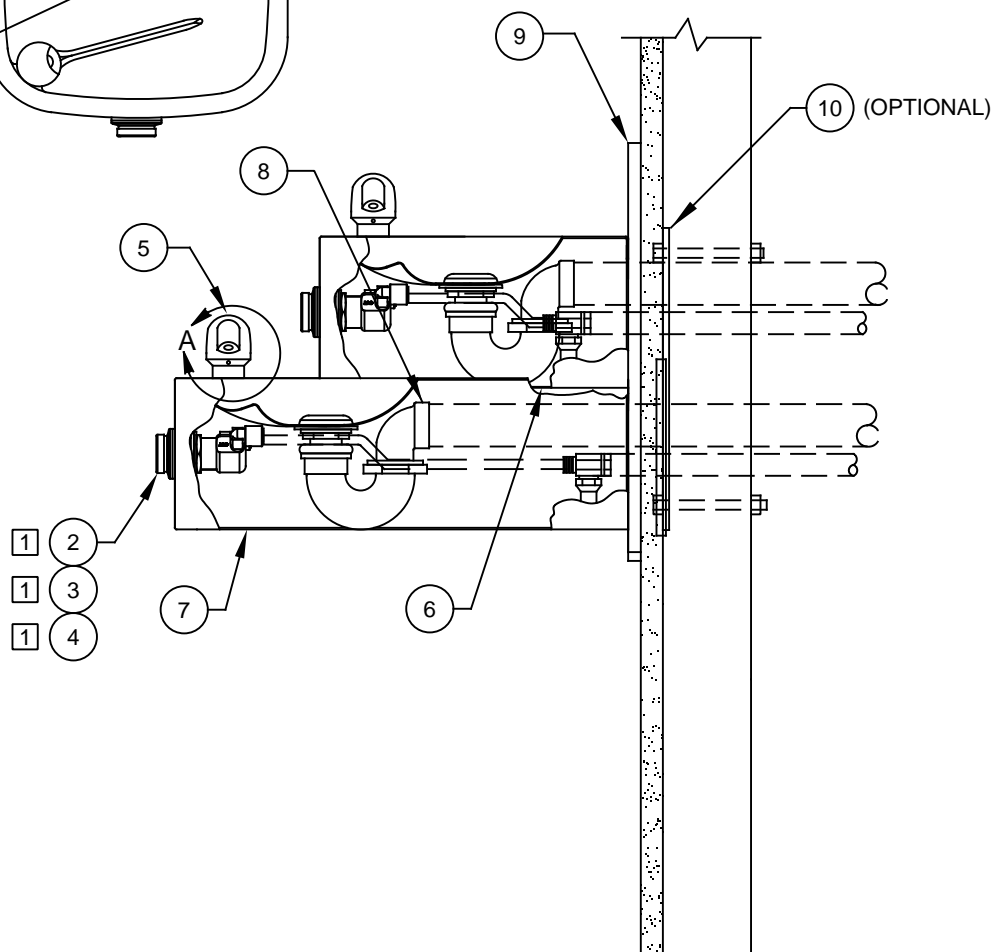
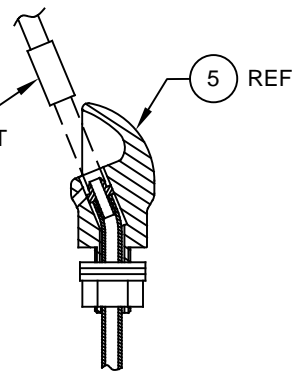
NOTES:

- 1 5874PBF (ITEM 2) INCLUDES VRK5874 CARTRIDGE ASSEMBLY (ITEM 3) AND PBA6 FLANGED PUSH BUTTON (ITEM 4).
- 2 ENSURE TUBE IS DISCONNECTED FROM PUSH BUTTON VALVE BODY PRIOR TO REMOVAL. APPLY ONE DROP OF LOCTITE 222MS TO NOZZLE THREADS PRIOR TO FASTENING BACK ONTO BUBBLER HEAD. RE-ATTACH TUBE TO VALVE.

\* DENOTES OPTIONAL PART.




2 REMOVE INSERT WITH 5/16 HEX SOCKET (NOT SUPPLIED)



# PARTS BREAKDOWN

WHEN ORDERING PARTS PLEASE SPECIFY MODEL NUMBER.

		<b>Haws</b> <sup>®</sup>		1455 KLEPPE LANE SPARKS, NEVADA 89431 (775) 359-4712 FAX (775) 359-7424 E-MAIL: HAWS@HAWSCO.COM WEBSITE: WWW.HAWSCO.COM	
				ECN NO. REVISED PER BY ECN: 5530 FV	MODEL(S) 1119.14
DRAWN f. DATE 06/06/98 CHKD DP	APPROVED NE DATE 03/26/20	SCALE: 1:1	DRAWING TYPE: PARTS BREAKDOWN	SIZE: A	SHEET 1 OF 1