

**CODE NUMBER**

3915520

**DESCRIPTION**

0.25 gpf, Rough Brass Finish, Fixture Connection Top Spud, Single Flush, 2-10.75 L Dimension, Royal® Concealed Manual Specialty Urinal Hydraulic Flushometer.


**DETAILS**

- Flush Volume: 0.25 gpf (0.9 Lpf)
- Finish: Rough Brass (RB)
- Valve: Diaphragm
- Valve Body Material: Semi-red Brass
- Fixture Type: Urinal
- Fixture Connection: Top Spud
- Rough-In Dimension: 13 ½" (343mm)
- Spud Coupling: ¾" (19mm)
- Supply Pipe: ¾" (19mm)
- L Dimension: 2" - 10 ¾" (51-273mm) (2-10-3/4-LDIM)

**FEATURES**

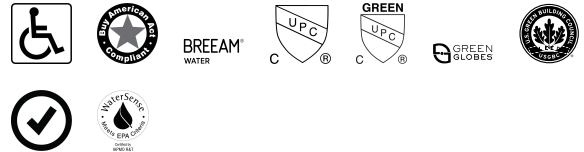
Quiet, Concealed, Diaphragm Type, Rough Brass Urinal Flushometer for either

- ADA Compliant Non-Hold-Open feature type Actuator (not included, order separately-specify Actuator type listed below)
- Elbow Flush Connection and Spud Coupling for ¾" Concealed Back Spud
- ADA Compliant Non-Hold-Open Actuator
- PERMEX® Synthetic Rubber Diaphragm with Dual Linear Filtered Bypass
- ¾" I.P.S. Wheel Handle Bak-Chek® Angle Stop
- Diaphragm, Stop Seat and Vacuum Breaker to be molded from PERMEX® rubber compound for Chloramine resistance



Variation Not Shown: Fixture Wall Actuator Push Button

**COMPLIANCES & CERTIFICATIONS**



(ADA Compliant, BAA Compliant, BREEAM Water Credit, cUPC Certified, cUPC Green Certified, Green Globes Water Credit, LEED V4 Water Efficiency Credit, Satisfies LEED Credits, WaterSense Listed)

**RECOMMENDED SPECIFICATION**

Valve Body, Cover, Tailpiece and Control Stop shall be in conformance with ASTM Alloy Classification for Semi- Red Brass. Valve shall be in compliance with the applicable sections of ASSE 1037 and ANSI/ASME 112.19.2.

**VALVE OPERATING PRESSURE (FLOWING)**

15-80 PSI (103-552 kPa). Specific fixtures may require greater minimum flowing pressure - consult manufacturer requirements.

**DOWNLOADS**

- [Sloan 900 Hydraulic Concealed Installation Instructions](#)
- [Control Stop Repair and Maintenance Guide](#)
- [Flush Connections Flanges Repair and Maintenance Guide](#)
- [Tail Piece Repair and Maintenance Guide](#)
- [Series 900 Flushometers Repair and Maintenance Guide](#)
- [Hydraulic Push Button Options](#)
- [Additional Downloads](#)

**NOTES**

All information contained within this document subject to change without notice.

Looking for other variations of the ROYAL 995 product? [View the general spec sheet with all options.](#)

[Find a compatible urinal](#) for this flushometer.

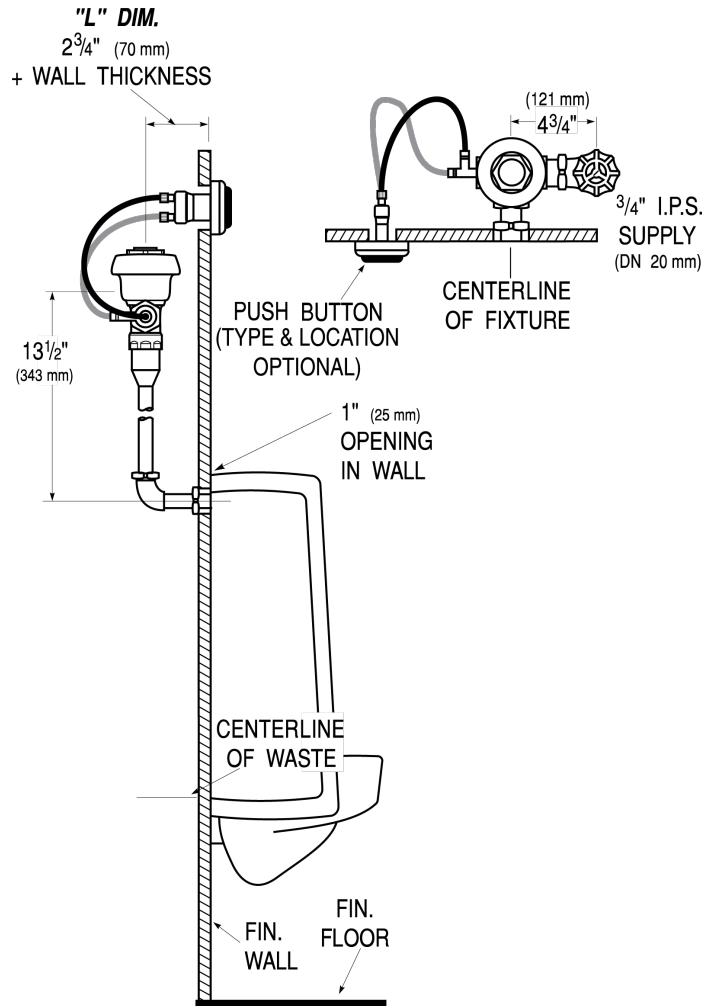
[Find a compatible water closet](#) for this flushometer.

**Sloan 10500 Seymour Ave, Franklin Park, IL 60131**

Phone: 800.982.5839 • Fax: 800.447.8329 • [sloan.com](http://sloan.com)

WaterSense compliant when used with a WaterSense compliant fixture

**ROUGH-IN**



Sloan 10500 Seymour Ave, Franklin Park, IL 60131  
Phone: 800.982.5839 • Fax: 800.447.8329 • [sloan.com](http://sloan.com)